

ASSEMBLY INSTRUCTION

ALEX 120 - 180

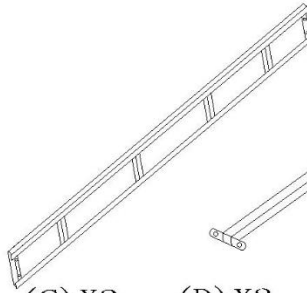
PART LIST



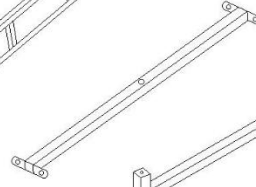
(A) X1



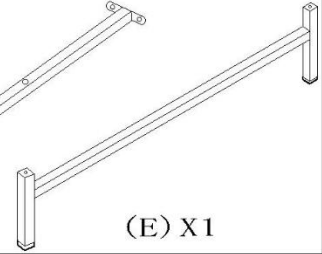
(B) X1



(C) X2



(D) X2



(E) X1

HARDWARE LIST



(F) M8*30mm BOLT/X10
(H) M8*16mm BOLT/X8



(G) M8 NUT
8PCS

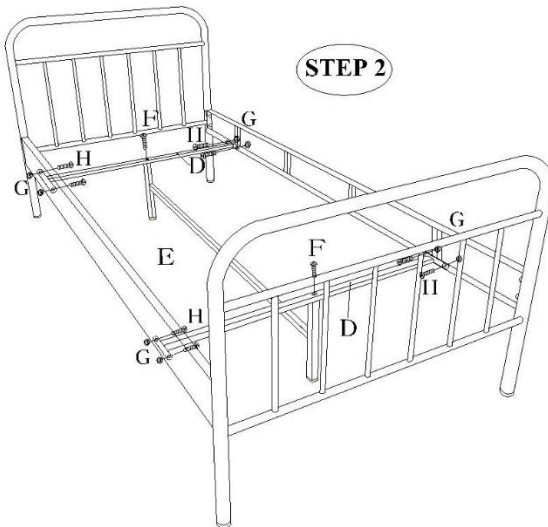
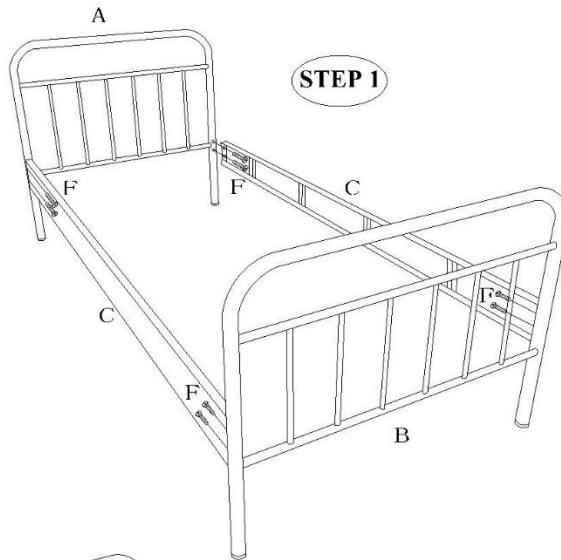
TOOL :



M5
1PC



1PC



SUPPORT BAR CONSTRUCT
BIG HOLE UPWARD

